

Customer : \_\_\_\_\_

No. \_\_\_\_\_

Date : Oct. 3, 1989

Attention : \_\_\_\_\_

Your ref. No. : \_\_\_\_\_

Your Part No. : 186354

# SPECIFICATIONS

PURPOSE OF THIS DOCUMENT;

- PRELIMINARY copy.
- Request for your APPROVAL.  
     ( New,  Engineering Change)

Please sign and return one copy.

APPROVED BY, Date: \_\_\_\_\_

X

Name

Title

- For PRODUCTION.

ALPS' ;

RK2711220

MODEL: (10k Bx2)

Spec. No. : 4K272A0398

Fig.No.: K272A0A0G

Sample No. : G4791877M

REMARKS:

MARKING

ON ALL UNITS

|               |
|---------------|
| DATE CODE     |
| RESIST, VALUE |
| TAPER         |
| TRADE MARK    |
| JAPAN         |

FURNISH PACKAGE

|        |  |  |
|--------|--|--|
| NUT    |  |  |
| WASHER |  |  |

HARD TOOL SAMPLE



**ALPS ELECTRIC CO., LTD.**

HEAD OFFICE

1-7, YUKIGAYA-OHTSUKA-CHO,  
OHTA-KU, TOKYO 145 JAPAN

DSG'D S. Sugawara

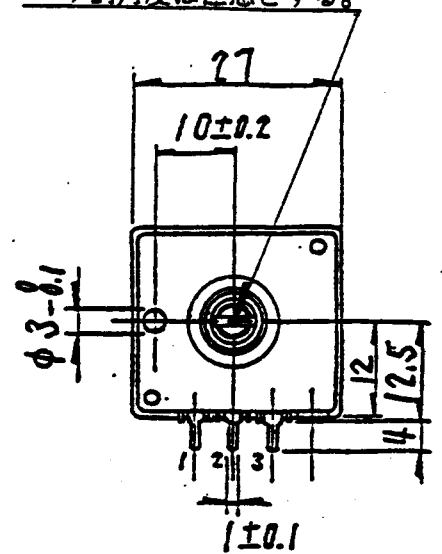
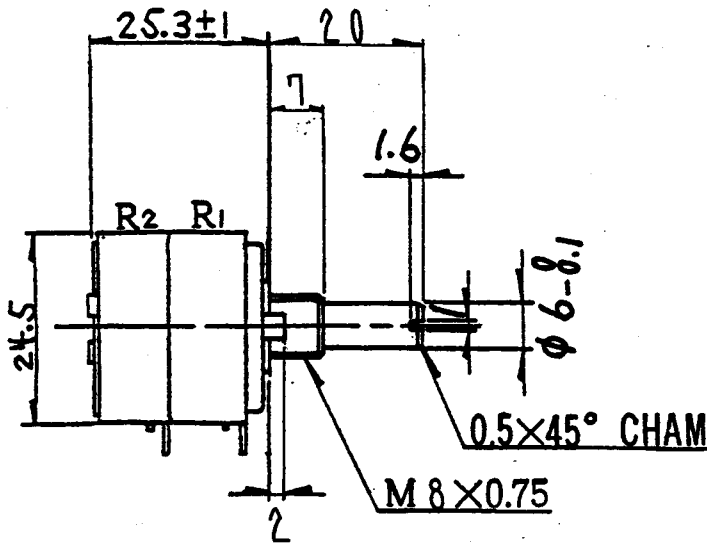
APP'D Y. Yamaki

ENG. DEPT. WAKUYA DIVISION



SHAFT SLOT IS OPTIONAL ANGLE

スリ割角度は任意とする。

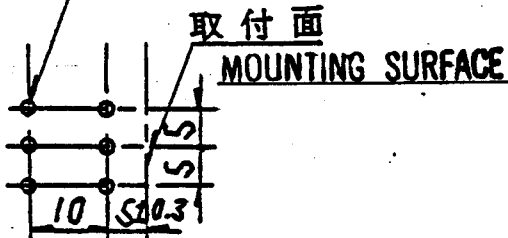


P.W.B.MOUNTING DETAIL  
TOLERANCE ±0.1  
VIEWED FROM MOUNTING SIDE

取付穴寸法図

許容差 ±0.1

6-φ1.2<sup>+0.2</sup> HOLES



| 許容差の指定なき寸法の公差                     |           |  |
|-----------------------------------|-----------|--|
| TOLERANCES UNLESS OTHERWISE SPEC- |           |  |
| BASIC DIMENSIONS                  | TOLERANCE |  |
| $L \leq 10$                       | ±0.3      |  |
| $10 < L < 100$                    | ±0.5      |  |
| $100 \leq L$                      | ±0.8      |  |
| 角度 ANGULAR DIMENSION              | ±5°       |  |

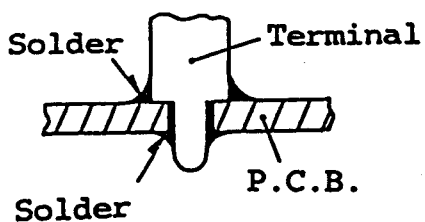
|   |   |   |   |        |         |          |                  |         |   |
|---|---|---|---|--------|---------|----------|------------------|---------|---|
|   |   |   |   |        |         | 300 ± 3° |                  |         |   |
| 部 | 番 | 名 | 称 | 材      | 料       | 規        | 格                | 処       | 理 |
|   |   |   |   | 三角法    | 単位 mm   | 尺度       | 150° CLICK       |         |   |
|   |   |   |   | 承認     | 照査      | 設計       | 図名               |         |   |
|   |   |   |   | 57.9.7 | 57.9.-6 | 57.9.08  | 1軸2連小型ダイテントVR組立図 |         |   |
|   |   |   |   | 大谷     | 佐々木     | 大和       | 図番               |         |   |
|   |   |   |   |        |         |          | K272A0A0G        | 59.1.20 |   |

CLASS.NO.

TITLE

### Caution for soldering

Please avoid soldering on upper surface of P.C.B. as shown.



|       |      |       |       |       |                                     |                      |                      |                    |
|-------|------|-------|-------|-------|-------------------------------------|----------------------|----------------------|--------------------|
|       | ..   |       |       |       | <b>ALPS ALPS ELECTRIC CO., LTD.</b> |                      |                      |                    |
|       | ..   |       |       |       | APPD.                               | CHKD.                | DSGD.                | TITLE              |
|       | ..   |       |       |       | 設3課<br>89.8.-1<br>大谷                | W線3<br>89.8.-1<br>後田 | 設3<br>89.8.-1<br>阿部章 | DOCUMENT NO. ( / ) |
| SYMB. | DATE | APPD. | CHKD. | DSGD. |                                     |                      |                      |                    |